
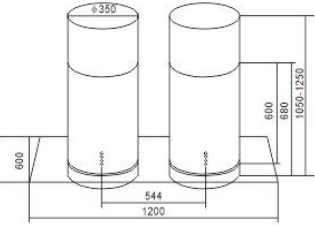

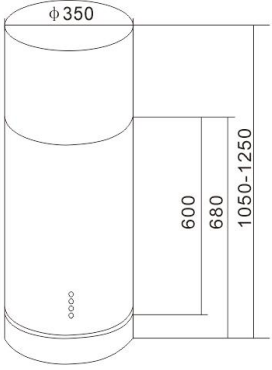

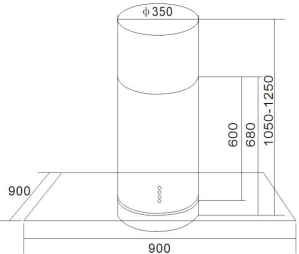


COOTAW外贸商品价格表

www.cootaw.com


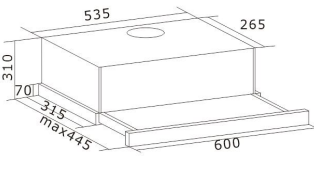

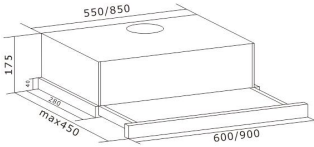

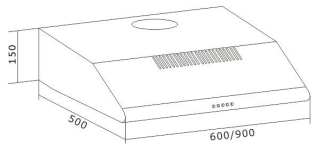
序号	品名	货号	图样	尺寸	参数	统一 零 售 价 ¥
1	吊顶嵌入式天花烟机	VT-CH1100SS			Category: Ceiling Material: Inox Aisi 430/304 & Tempered Glass Measurement:1000MM Specification LED 1 x 8W & Luminous Zone 3 Speeds Touch control with Remote Control 4 x 5 layers Aluminum Filters Remote Control Air outlet: Φ150mm Air flow:1000m ³ /h Optional Recirculation(Charcoal Filter) Package Gross Weight:28Kg Net Weight:24Kg Packing Dimensions (HxWxD): 370x1200x780mm Loading (20/40/HQ): 90/192/224	5960
2	吊篮中岛烟机	VT-3518CIS (1800mm/2100mm)			Category: Island Material: Inox Aisi 430/304 & Tempered Glass Measurement:1800/1200MM Specification LED 8 x 1.5W 3 Speeds LCD Electronic Button 3 x 5 layers Washable Aluminum Grease Filter Optional Recirculation(Charcoal Filter) Air flow:580-1450m ³ /h Package Gross Weight:50Kg Net Weight:47Kg Packing Dimensions (HxWxD): 970/1270x630x675mm (900/1200mm) 970x630x675mm (900mm) 990x230x670mm (Light box)	19800/ 21600 (需 要订制)
3	单柱中岛烟机 (钛金色)	VT-3288CG			Category: Island Material: 430/304 Measurement:350MM Specification LED 3 x 1W 3 Speeds Electronic Button 1 x 3 layers Washable Aluminum Grease Filter with Stainless Steel Surface Air outlet: Φ150mm Air flow:1000m ³ /h Optional: Recirculation(Charcoal Filter) / Smoke blocking glass Package Gross Weight:20Kg Net Weight:17Kg Packing Dimensions (HxWxD): 1030x440x430mm Loading (20/40/HQ): 129/264/318	6000

4	单柱中岛烟机 (瓷白色)	VT-3288W			<p>Category: Island Material: 430/304/white Measurement:350MM Specification LED 3 x 1W 3 Speeds Electronic Button 1 x 3 layers Washable Aluminum Grease Filter with Stainless Steel Surface Air outlet:Φ150mm Air flow:1000m³/h Optional: Recirculation(Charcoal Filter) / Smoke blocking glass Package Gross Weight:20Kg Net Weight:17Kg Packing Dimensions (HxWxD): 1030x440x430mm Loading (20/40/HQ): 129/264/318</p>	5600
5	黑色单柱中岛烟机	VT-3288B			<p>Category: Island Material: 430/304/Black Painted Measurement:350MM Specification LED 3 x 1W 3 Speeds Electronic Button 1 x 3 layers Washable Aluminum Grease Filter with Stainless Steel Surface Air outlet:Φ150mm Air flow:1000m³/h Optional: Recirculation(Charcoal Filter) / Smoke blocking glass Package Gross Weight:20Kg Net Weight:17Kg Packing Dimensions (HxWxD): 1030x440x430mm Loading (20/40/HQ): 129/264/318</p>	5000
6	内循环吊顶烟机	VT-H36B			<p>Category: Island Material: 430# S.S/Black Painted & Tempered Glass Measurement:480MM Specification LED 2 x 1.5W 3 Speeds Touch control 1 x 3 layers Washable Aluminum Grease Filter Remote Control Recirculation(Charcoal Filter) Air outlet:Φ150mm Air flow:1000m³/h Optional Recirculation(Charcoal Filter) Package Gross Weight:16Kg Net Weight:14.5Kg Packing Dimensions (HxWxD): 550X390X430mm Loading (20/40/HQ): 180/368/460</p>	5628


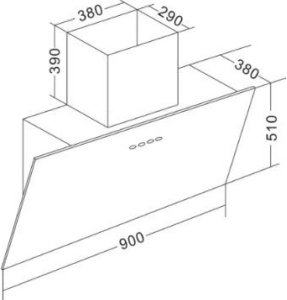

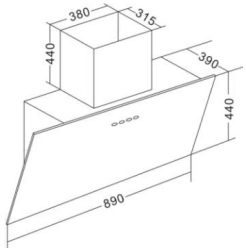

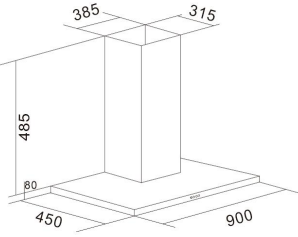

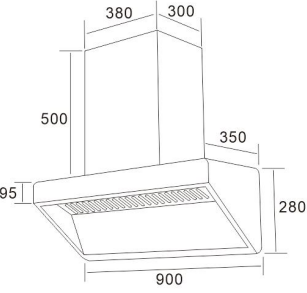
7	双柱中岛烟机	VT-3288E1IR TWIN			<p>Category: Island Material: Inox Aisi 430/304 & Tempered Glass Measurement:1200MM Specification LED 6 x 1W 3 Speeds Double Electronic Button 2 x 3 layers Washable Aluminum Grease Filter with Stainless Steel Surface Optional Recirculation(Charcoal Filter) Air outlet: Φ150mm Air flow:2 x1000m³/h Package Gross Weight:66Kg Net Weight:60Kg</p> <p>Packing Dimensions (HxWxD): 2x(1030x440x430mm) & 1210x610x20mm Loading(20/40/HQ):62/118/130</p>	9900
8	单柱中岛烟机(遥控)	VT-3288C1			<p>Category: Island Material: Inox Aisi 430/304 S.S Measurement:350MM Specification LED 3 x 1W 3 Speeds Electronic Button 1 x 3 layers Washable Aluminum Grease Filter with Stainless Steel Surface Remote Control Air outlet: Φ150mm Air flow:1000m³/h Optional: Recirculation(Charcoal Filter) Package Gross Weight:20Kg Net Weight:17Kg Packing Dimensions (HxWxD): 1030x440x430mm Loading(20/40/HQ):129/264/318</p>	4600
9	单柱中岛烟机(遥控、带玻璃)	VT-3288C1(Glass)			<p>Category: Island Material: Inox Aisi 430/304 S.S/Tempered Glass Measurement:350MM Specification LED 3 x 1W 3 Speeds Electronic Button 1 x 3 layers Washable Aluminum Grease Filter with Stainless Steel Surface Remote Control Air outlet: Φ150mm Air flow:1000m³/h Optional: Recirculation(Charcoal Filter) Package Gross Weight:20Kg Net Weight:17Kg Packing Dimensions (HxWxD): 1030x440x430mm/920*620*20mm Loading(20/40/HQ):129/264/318</p>	4800


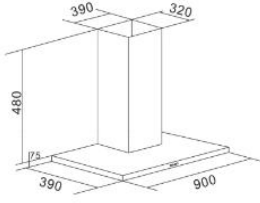

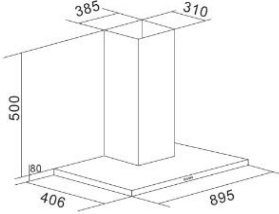

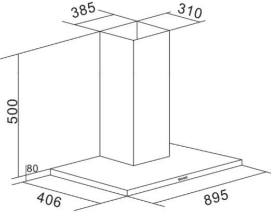

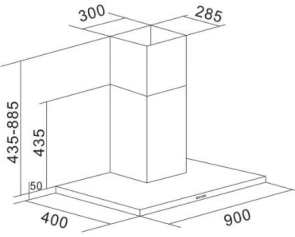
10	圆形玻璃中岛烟机	VT-3288C			<p>Category: Island Material: Inox Aisi 430/304 & Tempered Glass Measurement:900MM Specification Halogen 4 x 20W 3 Speeds Electronic Button 1 x 5 layers Washable Aluminum Grease Filter Optional Recirculation(Charcoal Filter) Air outlet: Φ150mm Air flow:700m³/h Package: Gross Weight:17Kg&12Kg&8Kg Net Weight:15Kg&10Kg&7.5Kg Packing Dimensions (HxWxD) : 660x385x680mm (body) 385x385x626mm (chimney) 960x960x30mm (glass) Loading (20/40/HQ) :96/204/204</p>	4200
11	圆形中岛烟机	VT-3288C			<p>Category: Island Material: Inox Aisi 430/304 & Tempered Glass Measurement600MM Specification Halogen 4 x 20W 3 Speeds Electronic Button 1 x 5 layers Washable Aluminum Grease Filter Optional Recirculation(Charcoal Filter) Air outlet: Φ150mm Air flow:700m³/h Package: Gross Weight:17Kg&12Kg Net Weight:15Kg&10Kg Packing Dimensions (HxWxD) : 660x385x680mm (body) 385x385x626mm (chimney) Loading (20/40/HQ) :96/204/204</p>	4000
12	T型中岛烟机	VT-3503C IS			<p>Category: Island Material: Inox Aisi 430 Measurement:900MM Specification LED 4 x 1.5W Body sensing switch 3 Speeds Electronic Button 3 x 5 layers Washable Aluminum Grease Filter Air outlet: Φ150mm Air flow:700m³/h Optional: Recirculation(Charcoal Filter) Package Gross Weight:35Kg Net Weight:32Kg Packing Dimensions (HxWxD) : 945x415x665mm Loading (20/40/HQ) :110/216/280</p>	3800

13	嵌入式 台面升降烟机 (超大吸力)	VT-ZY01			<p>Category: Island Material: Inox Aisi 430/304 & Tempered Glass Measurement:900 Specification LED 2 X 3W 3 Speeds Touch Button Automatic Slide Out 2 x 5 layers Washable Aluminum Grease Filters Air flow:1500m³/h, Φ180mm Air Outlet Package Gross Weight:48Kg Net Weight:40Kg Dimension: 900 x660x310mm Packing Dimensions(HxWxD):990x470x810mm Loading(20/40/HQ):40/88/132</p>	7600
14	嵌入式 台面升降烟机	VT-DF28A			<p>Category: Island Material: Inox Aisi 430/304 & Tempered Glass Measurement:900MM Specification LED 2 X 1W 4 Speeds LCD Slide Touch Control Automatic Slide Out 1 x 5 layers Washable Aluminum Grease Filters Air outlet: Φ150mm Air flow:1000m³/h Optional: Recirculation(Charcoal Filter) Package: Gross Weight:34.5Kg Net Weight:28.5Kg PackingDimensions(HxWxD): 965x490x805mm Loading(20/40/HQ):62/126/144</p>	7000
15	内置式 吊柜升降烟机	VT-WL835A			<p>Material: Inox Aisi 430/304 Measurement:900MM Specification LED 6W Body sensing switch 3 Speeds LCD Touch Button Air outlet: Φ180mm Air flow:1320m³/h Package: Gross Weight:47Kg Net Weight:45Kg Packing Dimensions(HxWxD): 1010x730x430mm</p>	6560


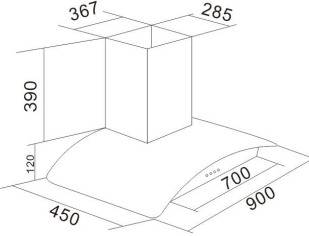

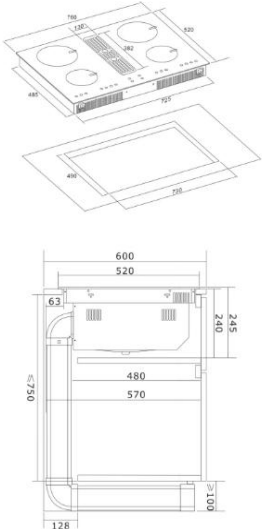

16	内置式 体感伸缩烟机	VT-AC600			<p>Material: Paint&Inox Aisi 430/304 Measurement:600MM Specification LED light 4W 3 Speeds LCD Touch Button 2/3 x 5 layers Washable Aluminum Grease Filter Air outlet: Φ150mm Air flow:850m³/h Optional Recirculation(Charcoal Filter) Package Gross Weight:12Kg(900mm) Net Weight:10.5Kg(900mm) Packing Dimensions(HxWxD): 650x383x375mm</p>	2600
17	嵌入式 抽拉烟机	VT-6002 (600) /VT-6002 (900)			<p>Category: Wall hanging Material: Paint&Inox Aisi 430/304 Measurement:600/900MM Specification Incandescent Blub 2 x 40W 3 Speeds Push Button 2/3 x 5 layers Washable Aluminum Grease Filter Optional Recirculation(Charcoal Filter) Air outlet: Φ120mm Air flow:500m³/h(two motors) Package Gross Weight:10Kg(600mm)/12Kg(900mm) Net Weight:9Kg(600mm)/10.5Kg(900mm) Packing Dimensions(HxWxD): 655x225x355mm(600mm) 960x255x355mm(900mm) Loading(20/40/HQ):526/1080/1260(600mm);360/720/840(900mm)</p>	1300/ 1400
18	超薄烟机	VT-6005 (600) /VT-6005 (900)			<p>Category: Wall hanging Material: Inox Aisi 430/304 Measurement:600/900MM Specification Incandescent Blub 2 x 40W 3 Speeds Push Button 2/3 x 5 layers Washable Aluminum Grease Filter Optional Recirculation(Charcoal Filter) Air outlet: Φ120mm Air flow:500m³/h(two motors) Package GrossWeight:6.4Kg(600mm)/8Kg(900mm) NetWeight:5.6Kg(600mm)/7Kg(900mm) Packing Dimensions(HxWxD): 637x172x525mm(600mm) 935x172x525mm(900mm) Loading(20/40/HQ):396/792/978(600mm)264/544/640(900mm)</p>	1300/ 1400

19	嵌入式吊柜烟机	VT-7508A			<p>Category: Wall hanging Material: Paint&Inox Aisi 430/304 Measurement:750MM Specification LED 2 x 1.5W 3 Speeds Rocker Switch 1 x 3 layers Washable Aluminum Grease Filter Optional Recirculation(Charcoal Filter)Air outlet: Φ150mm Air flow:500m³/h Package Gross Weight:7.4Kg Net Weight:6 Kg Packing Dimensions (HxWxD) : 800x305x355mm Loading (20/40/HQ) :336/700/800</p>	1600
20	1.8米挂墙烟机	VT-C600W		<p>Material Paint 430 S.S & Tempered Glass</p> <p>Specification LED 2 x 1.5W 3 Speeds Rocker Switch 600W copper wire motor Body sensing switch Nano anti-corrosion black paint box Air outlet Φ200mm Air flow 1560m³/h X 2</p> <p>Package Gross Weight:40Kg Product Dimensions(HxWxD): (565*430*310)x2+140x1800x730 mm Packing Dimensions(HxWxD): (625*510*395)x2+265x1875x820 mm</p>	<p>Material: Paint 430 S.S &Tempered Glass</p> <p>Specification LED 2 x 1.5 W 3 Speeds Rocker Switch 600W copper wire motor Body sensing switch Nano anti-corrosion black paint box Air outlet: Φ200mm Air flow:1560m³/h x 2 Package: Gross Weight:40Kg Net Weight:38Kg Product Dimensions (HxWxD) (565*430*310) x2+140x1800x730mm Packing Dimensions (HxWxD) : (625*510*395) x2+265x1875x820mm</p>	6560
21	1.2米挂墙烟机	VT-C500W		<p>Material Paint430 S.S & Tempered Glass</p> <p>Specification LED 1 x 1.5W Body sensing switch 3 Speeds LCD Touch Button 500W copper wire motor 0.7MM stainless steel seamless welding Air outlet Φ180mm Air flow 1500m³/h</p> <p>Package Gross Weight:39Kg Product Dimensions(HxWxD): 770x1200x500mm Packing Dimensions(HxWxD): 640x495x395+820x1275x265mm</p>	<p>Material: Paint 430 S.S &Tempered Glass</p> <p>Specification LED 1 x 1.5 W Body sensing switch 3 Speeds Rocker Switch 500W copper wire motor 0.7MM stainless steel seamless welding Air outlet: Φ180mm Air flow:1500m³/h Package: Gross Weight:39Kg Net Weight:37Kg Product Dimensions (HxWxD) 770 x 1200 x 500mm Packing Dimensions (HxWxD) : 640 x495x395+820x1275x265mm</p>	3760
22	1.25米挂墙烟机	VT-C125		<p>Material 430 S.S & Tempered Glass</p> <p>Specification LED 8W Body sensing switch 3 Speeds LCD Touch Control 600W copper wire motor 0.7MM stainless steel seamless welding Air outlet Φ200mm Air flow 1680m³/h</p> <p>Package Gross Weight:33Kg Product Dimensions(HxWxD): 945x1250x520mm Packing Dimensions(HxWxD): 625x510x395+610x1315x470mm</p>	<p>Material: Paint 430 S.S &Tempered Glass</p> <p>Specification LED 8 W Body sensing switch 3 Speeds LCD Touch Control 600W copper wire motor 0.7MM stainless steel seamless welding Air outlet: Φ200mm Air flow:1680m³/h Package: Gross Weight:33Kg Net Weight:31Kg Product Dimensions (HxWxD) 945 x 1250 x 520mm Packing Dimensions (HxWxD) : 625 x510x395+610x1315x470mm</p>	3760


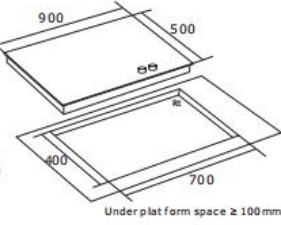

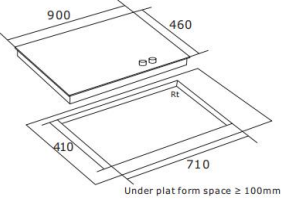

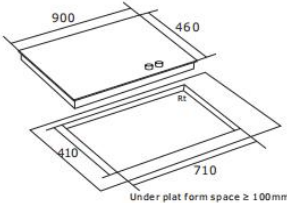

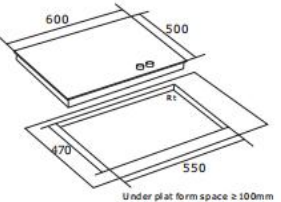
23	侧吸烟机	VT-90G			<p>Material: Paint 430 S.S & Tempered Glass</p> <p>Specification LED 2 x 1.5W Body sensing switch 2 Speeds LCD Touch Control 1x Baffle Filter with Stainless Steel Surface Heating Cleaning</p> <p>Air outlet: Φ160mm Air flow: 1500m³/h (two motors) Package: Gross Weight: 24Kg Net Weight: 19Kg Packing Dimensions (HxWxD): 975 x 515 x 655mm Loading (20/40/HQ): 98/199/215</p>	1960
24	侧吸烟机	VT-89B			<p>Material: Paint 430 S.S & Tempered Glass</p> <p>Specification LED 2 x 1.5W Body sensing switch 2 Speeds LCD Touch Control Somatosensory switch Heating Cleaning</p> <p>Air outlet: Φ160mm Air flow: 1000m³/h Package: Gross Weight: 24Kg Net Weight: 19Kg Packing Dimensions (HxWxD): 975 x 515 x 655mm Loading (20/40/HQ): 98/199/215</p>	1200
25	侧吸烟机	VT-3503B			<p>Material Inox Aisi 430/304 & Tempered Glass</p> <p>Specification LED 1 x 1.5W Body sensing switch 3 Speeds LCD Touch Button Baffle Filter with Black nano spray coating Heating cleaning Air outlet Φ180mm Flow 1200m³/h Package Gross Weight: 19Kg Net Weight: 17Kg Packing Dimensions (HxWxD): 525x955x635mm</p>	2360
26	侧吸烟机	VT-3290B			<p>Category: Wall hanging Material: Inox Aisi 430/304 & Tempered Glass Measurement: 900MM</p> <p>Specification LED 1 x 1.5W 3 Speeds Push Button 2 Baffle Filter with Stainless Steel Surface 1X Grease Cup 180mm Air Outlet Pressurized Cruise Air flow: 1500m³/h Package Gross Weight: 22Kg Net Weight: 19Kg Loading (20/40/HQ): 118/241/259 Packing Dimensions (HxWxD): 950x430x550mm</p>	2180


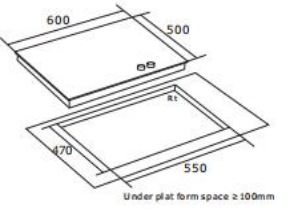

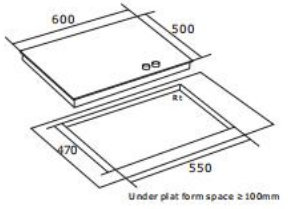

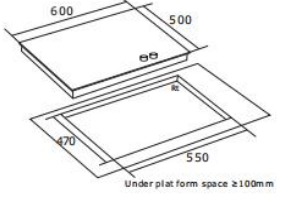

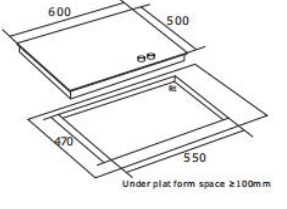
27	T型烟机	VT-3502B			<p>Material: Inox Aisi 430/304 Tempered Glass</p> <p>Specification LED 1 x 1.5W Body sensing switch 3 Speeds LCD Touch Control Baffle Filter with Stainless Steel Surface Heating cleaning Air outlet: Φ160mm Air flow:1000m³/h</p> <p>Package Gross Weight:17Kg Net Weight:15Kg Packing Dimensions (HxWxD): 945x615x450mm Loading (20/40/HQ) :92/188/202</p>	1960
28	T型烟机	VT-2008A8 (900/600)			<p>Material: Inox Aisi 430/304 Tempered Glass</p> <p>Specification LED 1 x 1.5W Body sensing switch 3 Speeds LCD Touch Control Baffle Filter with Stainless Steel Surface Heating cleaning Air outlet: Φ160mm Air flow:900m³/h</p> <p>Package Gross Weight:16Kg Net Weight:15Kg Packing Dimensions (HxWxD): 960x640x455mm Loading (20/40/HQ) :92/188/202</p>	1200/1100
29	T型烟机	VT-3503D2			<p>Material: Inox Aisi 430/304 Tempered Glass</p> <p>Specification LED 1 x 1.5W Body sensing switch 3 Speeds LCD Touch Control Baffle Filter with Stainless Steel Surface Heating cleaning Air outlet: Φ160mm Air flow:1000m³/h</p> <p>Package Gross Weight:16Kg Net Weight:15Kg Packing Dimensions (HxWxD): 960x640x455mm Loading (20/40/HQ) :92/188/202</p>	1600
30	T型烟机 (语音声控)	VT-3503VC			<p>Material: Inox Aisi 430 Black paint</p> <p>Specification Voice control operation LED 2 x 1.5W 3 Speeds LCD Touch Control 3 x 5 layers Washable Aluminum Grease Filter Air outlet: Φ160mm Air flow:900m³/h Optional Recirculation(Charcoal Filter)</p> <p>Package Gross Weight:13Kg Net Weight:11.5Kg Packing Dimensions (HxWxD): 420x930x450mm Loading (20/40/HQ) :136/272/320</p>	1700

31	T型烟机	VT-3503C8			<p>Material: Inox Aisi 430/304 & Tempered Glas LED 2 x 1.5W 3 Speeds LCD Touch Control 3 x 5 layers Washable Aluminum Grease Filter Air outlet: Φ150mm Air flow:700m³/h Optional Recirculation(Charcoal Filter) Package Gross Weight:13Kg Net Weight:11.5Kg Packing Dimensions (HxWxD) : 960x370x570mm Loading (20/40/HQ) :136/272/320</p>	1800
32	转角塔型烟机	VT-3503AC			<p>Material: Inox Aisi 430 Specification Halogen 2 x 20 W 3 Speeds Push Button 3 Speeds LCD Touch Control 3 x 5 layers Washable Aluminum Grease Filter Air outlet: Φ150mm Air flow:700m³/h Package Gross Weight:14.6Kg Net Weight:9.2Kg Packing Dimensions (HxWxD) : 640x390x520mm Loading (20/40/HQ) :144/288/336</p>	1800
33	塔形烟机	VT-3503A (600) / VT-3503A (900)			<p>Category: Wall hanging Material: Inox Aisi 430/304 Specification Halogen 2 x 20W 3 Speeds Push Button 3 x 5 layers Washable Aluminum Grease Filter 1X Grease Cup Air outlet: Φ150mm Air flow:700m³/h Package Gross Weight:14.6Kg Net Weight:9.2Kg Packing Dimensions (HxWxD) : 640x390x520mm (600) 925x420x520mm (900) Loading (20/40/HQ) :144/288/336</p>	1400/1500
34	T型烟机	VT-3503C (600) / VT-3503C (900)			<p>Category: Wall hanging Material: Inox Aisi 430/304 Measurement:600/900MM Specification Halogen 2 x 20W 3 Speeds Push Button 3 x 5 layers Washable Aluminum Grease Filter 1X Grease Cup Air outlet: Φ150mm Air flow:700m³/h Package Gross Weight:14.6Kg Net Weight:9.2Kg Packing Dimensions (HxWxD) : 640x390x520mm (600) 925x420x520mm (900) Loading (20/40/HQ) :144/288/336</p>	1400/1500

35	弧形烟机	VT-802			<p>Category: Wall hanging Material: Inox Aisi 430/304 & Tempered Glass Measurement:900MM Specification Halogen 2 x 20W 3 Speeds LCD Push Button Baffle Filter with Stainless Steel Surface IX Grease Cup Air outlet: Φ160mm Air flow:900m³/h Package Gross Weight:16.5Kg Net Weight:14.5Kg Packing Dimensions (HxWxD) : 940x580x570mm Loading (20/40/HQ) :103/211/227</p>	720
36	嵌入式电磁炉油烟机一体机	YD-760IH			<p>Category:Induction cooker & Hood Material: Inox Aisi 430/304 & Black Cermaic Glass Measurement:700MM Specification 4 induction cook top 9 levels digital power display 1-180 minute timing setting Touch panel operation Heating over temperature protection Electric power:2x1.8+2x1.2kw Air flow:1000m³/h Optional Recirculation (Charcoal Filter) Package Gross weight: 26Kg Net weight: 21Kg Packing size (HxWxD) : 390x820x650mmmm Loading (20/40/HQ) :125/260/260</p>	11600
37	横款三眼岩板灶（不含岩板）	YD-UB03-R		<p>开孔要求精准，请开孔前联系销售拿开孔尺寸</p>	<p>Specification: Accidental flameout protection device Furnace frame material:castiron Embedded installation under the platform Copper Burner :3 Firepower:5.0+1.3+5.0kw 1.5V electronic pulew ingition Optional: Applicable Gas:LPG/NG/TG Burner:2/3 Package: Gross Weight:15kg Net Weight:12.5kg Packing Dimensions(H xWxD) :830x465x245mm</p>	3960


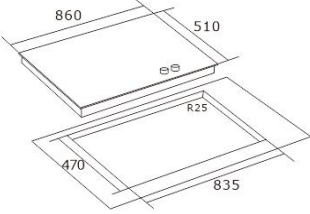

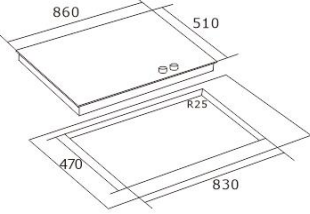

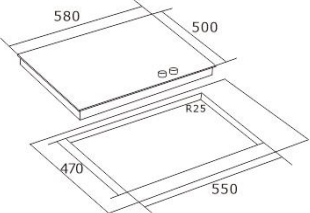

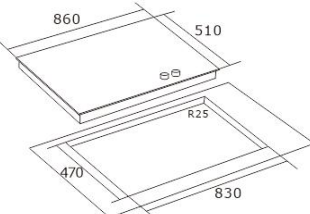

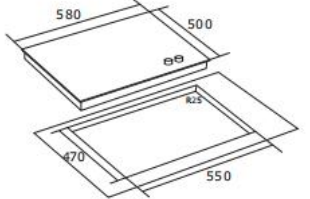
38	横款四眼岩板灶(不含岩板)	YD-UB04-R		开孔要求精准, 请开孔前联系销售拿开孔尺寸	<p>Specification: Accidental flameout protection device Furnace frame material: cast iron Embedded installation under the platform Copper Burner :3 Firepower:5.0+1.3+5.0kw 1.5V electronic pulse ignition Optional: Applicable Gas:LPG/NG/TG Burner:2/3/4 Package: Weight:15kg Net Weight:12.5kg Packing Dimensions(H xWxD):930x550x245mm</p>	4360
39	方形三眼岩板灶(不含岩板)	YD-UB03-S		开孔要求精准, 请开孔前联系销售拿开孔尺寸	<p>Specification: Accidental flameout protection device Furnace frame material: cast iron Embedded installation under the platform Copper Burner :3 Firepower:5.0+2.5+1.3kw 1.5V electronic pulse ignition Optional: Applicable Gas:LPG/NG/TG Package: Gross Weight:10kg Net Weight:9kg Packing Dimensions(H xWxD): 640 x 520 x 200 mm</p>	2960
40	不锈钢面单眼燃气灶(铜炉头带熄火保)	YD-S01			<p>Specification Panel material:Stainless steel panel Accidental flameout protection device Furnace frame material: cast iron 1.5V electronic pulse ignition Copper Burner:1 Firepower:5.0 kw Optional Applicable Gas: LPG/NG/TG Package Gross Weight:6Kg Net Weight:5Kg Packing Dimensions(HxWxD):360 x560x180mm</p>	780
41	钢化玻璃面四眼燃气灶(铜炉头带熄火保)	YD-GB2S2			<p>Specification Panel material:Tempered glass panel Accidental flameout protection device Furnace frame material: cast iron 1.5V electronic pulse ignition Copper Burner:4 Firepower:5.0+1.8+1.8+5.0 kw Optional Applicable Gas: LPG/NG/TG Package Gross Weight:18.5Kg Net Weight:17 Kg Packing Dimensions(HxWxD):950x550x195mm</p>	3760


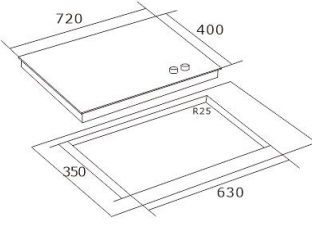

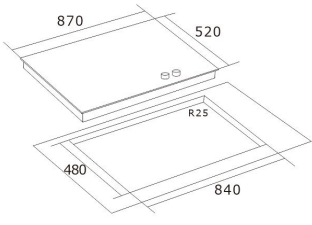

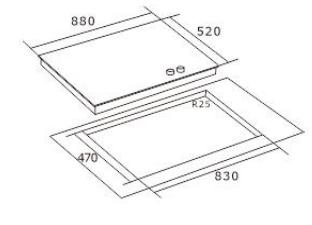

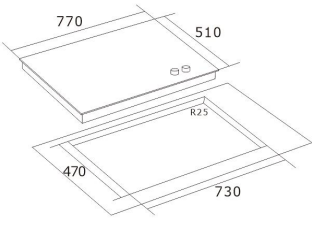
42	钢化玻璃面 三眼燃气灶 (铜炉头带 熄火保)	YD-GB3			<p>Specification Panel material: Tempered glass panel Accidental flameout protection device Furnace frame material: cast iron 1.5V electronic pulse ignition Copper Burner: 3 Firepower: 3x5.0kw Optional Applicable Gas: LPG/NG/TG Package Gross Weight: 18.5Kg Net Weight: 17 Kg Packing Dimensions (HxWxD) : 950x550x195mm</p>	2960
43	不锈钢面 三眼燃气灶 (铜炉头带 熄火保)	YD-S03-R			<p>Specification: Panel material: Stainless steel panel Accidental flameout protection device Furnace frame material: cast iron 1.5V electronic pulse ignition Copper Burner: 3 Firepower: 4.5+1.8+4.5 kw Optional Applicable Gas: LPG/NG/TG Package Gross Weight: 18.5Kg Net Weight: 17Kg Packing Dimensions (HxWxD) : 950x550x195mm</p>	2760
44	钢化玻璃面 三眼燃气灶 (铜炉头带 熄火保)	YD-G03-R			<p>Specification: Panel material: Tempered glass Accidental flameout protection device Furnace frame material: cast iron 1.5V electronic pulse ignition Copper Burner: 3 Firepower: 4.5+1.8+4.5 kw Optional Applicable Gas: LPG/NG/TG Package Gross Weight: 18.5Kg Net Weight: 17Kg Packing Dimensions (HxWxD) : 950x550x195mm</p>	2760
45	不锈钢 四眼燃气灶 (铜炉头带 熄火保)	YD-S04	 <p>S04-Stainless steel panel</p>		<p>Specification Panel material: Stainless steel panel Accidental flameout protection device Furnace frame material: cast iron 1.5V electronic pulse ignition Copper Burner: 4 Firepower: 5.0+2.5+1.3+1.3 kw Optional Applicable Gas: LPG/NG/TG Package Gross Weight: 15Kg Net Weight: 13Kg Packing Dimensions (HxWxD) : 630x560x200mm</p>	2000


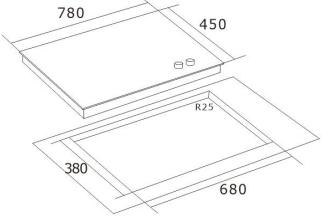

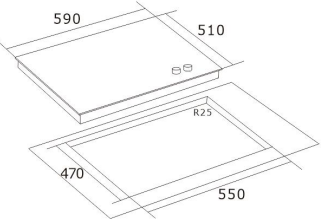

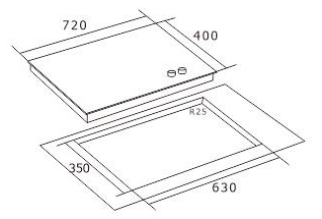

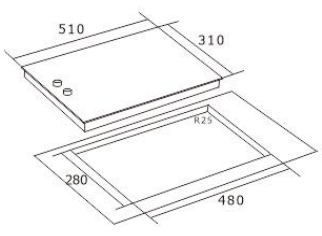
46	钢化玻璃四眼燃气灶 (铜炉头带熄火保)	YD-G04	 <p>G04-Tempered glass panel</p>		<p>Specification Panel material:Stainless steel Accidental flameout protection device Furnace frame material: cast iron 1.5V electronic pulse ignition Copper Burner:4 Firepower:5.0+2.5+1.3+1.3 kw Optional Applicable Gas: LPG/NG/TG Package Gross Weight:15Kg Net Weight:13Kg Packing Dimensions(HxWxD): 630x560x200mm</p>	2000
47	不锈钢面三眼燃气灶 (铜炉头带熄火保)	YD-S03	 <p>S03-Stainless steel panel</p>		<p>Specification Panel material:Stainless steel panel Accidental flameout protection device Furnace frame material: cast iron 1.5V electronic pulse ignition Copper Burner:3 Firepower:5.0+2.5+1.3+1.3 kw Optional Applicable Gas: LPG/NG/TG Package Gross Weight:15Kg Net Weight:13Kg Packing Dimensions(HxWxD): 630x560x200mm</p>	1840
48	钢化玻璃面三眼燃气灶 (铜炉头带熄火保)	YD-G03-BL	 <p>YD-G03-BL</p>		<p>Specification:Panel material:Tempered glass panel 1- 180 minute timing setting(two burner) Accidental flameout protection device Furnace frame material: cast iron 1.5V electronic pulse ignition Copper Burner:3 Firepower:5.0+2.5+1.3 kw Optional Applicable Gas: LPG/NG/TG Package Gross Weight:15Kg Net Weight:13Kg Packing Dimensions(HxWxD): 630x560x200mm</p>	1840
49	钢化玻璃面三眼燃气灶 (铜炉头带熄火保)	YD-G03-BR	 <p>YD-G03-BR</p>		<p>Specification:Panel material:Tempered glass panel 1- 180 minute timing setting(two burner) Accidental flameout protection device Furnace frame material: cast iron 1.5V electronic pulse ignition Copper Burner:3 Firepower:5.0+2.5+1.3 kw Optional Applicable Gas: LPG/NG/TG Package Gross Weight:15Kg Net Weight:13Kg Packing Dimensions(HxWxD): 630x560x200mm</p>	1840


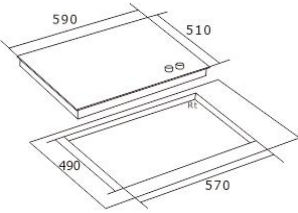

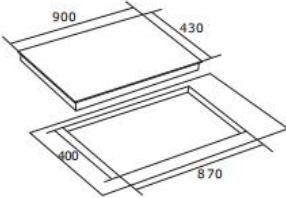

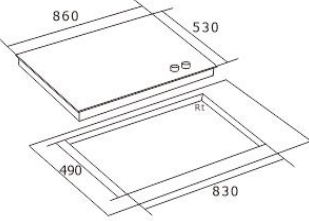
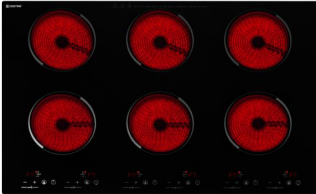
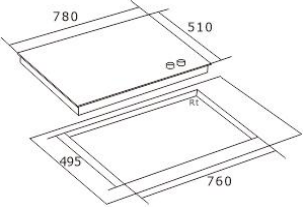
50	白瓷玻 三眼燃 气灶 (铜炉 头带熄 保)	YD-G03-WL	 <p>YD-G03-WL</p>		<p>Specification:Panel material:Tempered glass panel 1-180 minute timing setting(two burner) Accidental flameout protection device Furnace frame material: cast iron 1.5V electronic pulse ignition Copper Burner:3 Firepower:5.0+2.5+1.3 kw Optional Applicable Gas: LPG/NG/TG Package Gross Weight:15Kg Net Weight:13Kg Packing Dimensions (HxWxD): 630x560x200mm</p>	1840
51	白瓷玻 三眼燃 气灶 (铜炉 头带熄 保)	YD-G03-WR	 <p>YD-G03-WR</p>		<p>Specification:Panel material:Tempered glass panel 1-180 minute timing setting(two burner) Accidental flameout protection device Furnace frame material: cast iron 1.5V electronic pulse ignition Copper Burner:3 Firepower:5.0+2.5+1.3 kw Optional Applicable Gas: LPG/NG/TG Package Gross Weight:15Kg Net Weight:13Kg Packing Dimensions (HxWxD): 630x560x200mm</p>	1840
52	黑色磨 砂面两 眼灶 (铜炉 头带熄 保)	B48			<p>Specification:Panel material:Tempered glass panel Accidental flameout protection device Furnace frame material: cast iron 1.5V electronic pulse ignition Copper Burner:2 Firepower:4.8+4.8 kw Optional Applicable Gas: LPG/NG/TG Package Gross Weight:15Kg Net Weight:13.5Kg Packing Dimensions (HxWxD): 815 x505x230mm</p>	1800
53	白瓷玻 面两眼 灶(铜 炉头带 熄保)	W48			<p>Specification:Panel material: White Tempered glass panel Accidental flameout protection device Furnace frame material: cast iron 1.5V electronic pulse ignition Copper Burner:2 Firepower:4.8+4.8 kw Optional Applicable Gas: LPG/NG/TG Package Gross Weight:15Kg Net Weight:13.5Kg Packing Dimensions (HxWxD): 815 x505x230mm</p>	2000

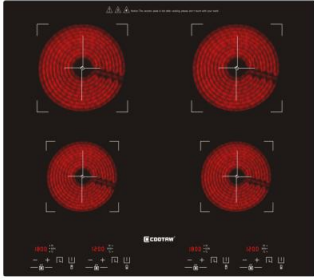
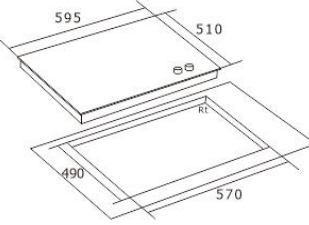

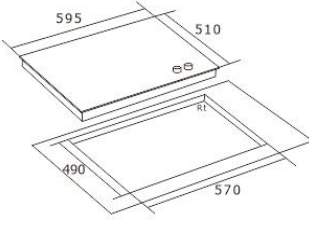

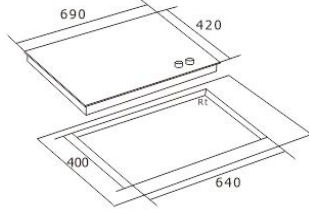
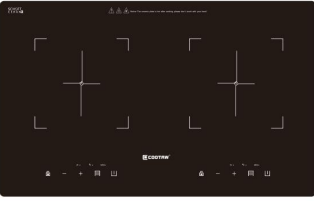
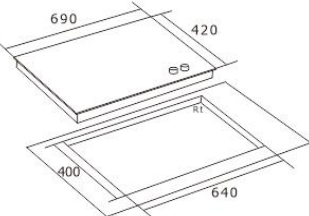
54	飞碟双头炉	YD-CT02B			<p>Specification: Panel material: Tempered glass panel Accidental flameout protection device Integrated flip over furnace frame burner 1.5V electronic pulse ignition Copper Burner: 2 Firepower: 5.2+5.2 kw Optional Applicable Gas: LPG/NG/TG Package Gross Weight: 13Kg Net Weight: 12Kg Packing Dimensions (HxWxD): 815 x 505 x 230mm</p>	1300
55	钢化玻璃面双眼燃气灶 (铜炉头带熄火保)	RQ1B10			<p>Specification: Panel material: Tempered glass Accidental flameout protection device Furnace frame material: cast iron 1.5V electronic pulse ignition Copper Burner: 2 Firepower: 4.5+4.5 kw Optional Applicable Gas: LPG/NG/TG Package Gross Weight: 15Kg Net Weight: 13Kg Packing Dimensions (HxWxD): 785x485x186mm</p>	1500
56	钢化玻璃面双眼燃气灶 (铜炉头带熄火保)	308B			<p>Specification: Panel material: Tempered glass Accidental flameout protection device Furnace frame material: cast iron 1.5V electronic pulse ignition Copper Burner: 2 Firepower: 4.2+4.2 kw Optional Applicable Gas: LPG/NG/TG Package Gross Weight: 10Kg Net Weight: 9Kg Packing Dimensions (HxWxD): 785x480x200mm</p>	900
57	不锈钢四眼燃气灶 (铜炉头带熄火保)	YD-TS450			<p>Specification Panel material: Stainless steel panel Accidental flameout protection device Furnace frame material: cast iron 1.5V electronic pulse ignition 1-180 minute timing setting (4 burner) Copper Burner: 4 Product size: 900 x 500mm Cut-Out size: 800 x 420mm Optional Applicable Gas: LPG/NG/TG Package Gross Weight: 18.5Kg Net Weight: 17Kg Packing Dimensions (HxWxD): 950x550x230mm</p>	4760


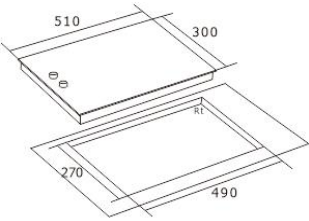

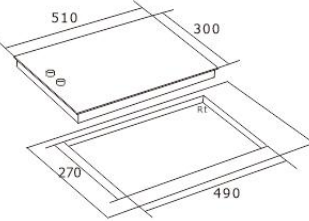

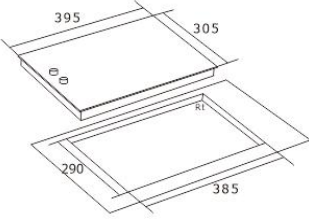

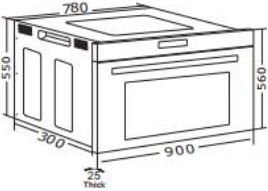
58	四气两电炉	YD-90SF6BF			<p>Specification: Panel material: Stainlee steel 4Gas + 2 Electric Burner Furnace frame material: cast iron 1.5V electronic pulse ignition Burner Firepower:3.4+1.5+1.5+0.8kw Electric Power:1.2+0.8 kw Optional Applicable Gas: LPG/NG/TG Package Gross Weight:10.5Kg Net Weight:9.5Kg Packing Dimensions (HxWxD): 915 x560x180mm</p>	1500
59	五眼燃气灶 (大面板)	YD-86L5ZB			<p>Specification Panel material:Stainless steel 5 Gas burner Furnace frame material: cast iron 1.5V electronic pulse ignition Burner Firepower:3.4+2.5+1.5+1.5+0.8 kw Optional Applicable Gas: LPG/NG/TG Package Gross Weight:14Kg Net Weight:11.5Kg Packing Dimensions (HxWxD): 910 x550x180mm</p>	1600
60	两气两陶炉	YD-602G2E			<p>Specification Panel material:Black colored steel panel 2 Gas + 2 Electric Burner Furnace frame material: cast iron 1.5V electronic pulse ignition Burner Firepower:1.5+0.8kw Electric Power:2.0+1.5 kw Optional Applicable Gas: LPG/NG/TG Package Gross Weight:9.5Kg Net Weight:8Kg Packing Dimensions (HxWxD): 625x545x165mm</p>	1500
61	四气一陶炉	YD-86L4G1E			<p>Specification Panel material:Stainless steel 4 Gas + 1 Electric Burner Furnace frame material: cast iron 1.5V electronic pulse ignition Burner Firepower:2.4+1.5+1.5+0.8 kw Electric Power: 2.0 kw Optional Applicable Gas: LPG/NG/TG Package Gross Weight:14.5Kg Net Weight:11.5Kg Packing Dimensions (HxWxD): 910 x560x170mm</p>	1800
62	四眼燃气灶	YD-60SL4C			<p>Specification Panel material: Stainlee steel 4Gas Burner Furnace frame material: cast iron 1.5V electronic pulse ignition Burner Firepower:3.4+2.5+1.5+0.8kw Optional Applicable Gas: LPG/NG/TG Package Gross Weight:9.5Kg Net Weight:8Kg Packing Dimensions (HxWxD): 640 x550x170mm</p>	1000


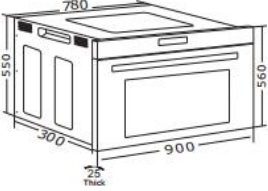

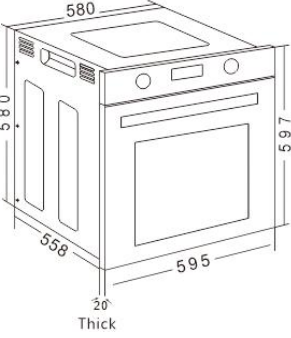

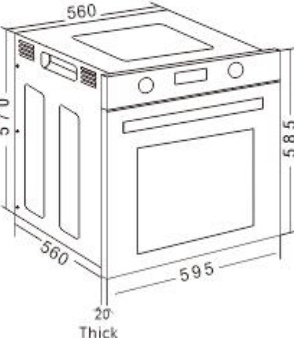
63	双眼燃气灶 (横款)	YD-76SFD21S			<p>Specification Panel material:Stainless steel 2 Gas Burner Furnace frame material: cast iron 1.5V electronic pulse ignition Burner Firepower:3.4+3.4kw Optional Applicable Gas: LPG/NG/TG Package Gross Weight:7.5Kg Net Weight:6Kg Packing Dimensions (HxWxD): 760 x446x200mm</p>	760
64	五眼燃气灶 (大面板)	YD-87G5S			<p>Specification Panel material: Tempered Glass 5 Gas burner Furnace frame material: cast iron 1.5V electronic pulse ignition Burner Firepower: 3.4+2.5+1.5+1.5+0.8kw Product size:870 x520mm Cut-Out size:840 x480mm Optional Applicable Gas: LPG/NG/TG Package Gross Weight:18Kg Net Weight:16Kg Packing Dimensions (HxWxD): 910 x560x170mm</p>	1900
65	五眼燃气灶 (大面板)	YD-9015GA			<p>Specification Panel material: Tempered Glass 5 Gas burner Furnace frame material: cast iron 1.5V electronic pulse ignition Burner Firepower: 3.4+2.5+1.5+1.5+0.8kw Optional Applicable Gas: LPG/NG/TG Package Gross Weight:16.1Kg Net Weight:15Kg Packing Dimensions (HxWxD): 910 x560x170mm</p>	1600
66	五眼燃气灶	YD-76GSF5A			<p>Specification Panel material: Tempered Glass 5 Gas burner Furnace frame material: cast iron 1.5V electronic pulse ignition Burner Firepower: 3.4+2.5+1.5+1.5+0.8 kw Optional Applicable Gas: LPG/NG/TG Package Gross Weight:14.5Kg Net Weight:13 Kg Packing Dimensions (HxWxD): 840 x560x160mm</p>	1200


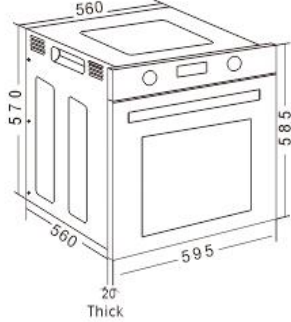






67	三眼燃气灶	YD-80GSF3C			<p>Specification: Panel material: Tempered Glass 3 Gas Burner Furnace frame material: cast iron 1.5V electronic pulse ignition Burner Firepower: 3.4+1.5+3.4kw Optional Applicable Gas: LPG/NG/TG Package Gross Weight: 12.6Kg Net Weight: 11Kg Packing Dimensions (HxWxD): 820 x500x210mm</p>	900
68	四眼燃气灶	YD-60GSL4C			<p>Specification: Panel material: Tempered Glass 4 Gas Burner Furnace frame material: cast iron 1.5V electronic pulse ignition Burner Firepower: 3.4+1.5+3.4kw Optional Applicable Gas: LPG/NG/TG Package Gross Weight: 11.5Kg Net Weight: 10Kg Packing Dimensions (HxWxD): 625 x545x165mm</p>	960
69	双眼燃气灶 (横款)	YD-75L2CB			<p>Specification: Panel material: Tempered Glass 2 Gas Burner Furnace frame material: cast iron 1.5V electronic pulse ignition Burner Firepower: 3.4+3.4kw Optional Applicable Gas: LPG/NG/TG Package Gross Weight: 10.5Kg Net Weight: 9.51Kg Packing Dimensions (HxWxD): 770 x450x202mm</p>	760
70	双眼燃气灶 (竖款)	YD-30GSF2A			<p>Specification: Panel material: Tempered Glass 2 Gas Burner Furnace frame material: cast iron 1.5V electronic pulse ignition Burner Firepower: 3.2+0.8kw Optional Applicable Gas: LPG/NG/TG Package Gross Weight: 6.2Kg Net Weight: 5.11Kg Packing Dimensions (HxWxD): 360 x560x180mm</p>	760


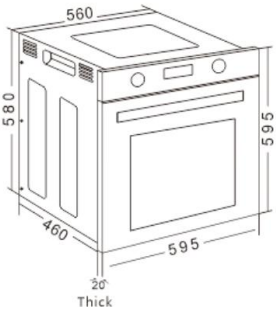



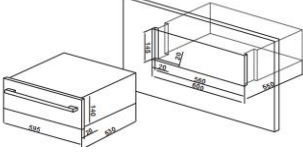
71	两气两磁炉 (微晶面板)	YD-ZW600A			<p>Specification: Panel material: Microcrystal 2 Gas Burner + 2 Induction Hob 9 level digital power display Furnace frame material: cast iron 220V electronic pulse ignition Burner Firepower:3.4+2.5kw Electric Power:1.8+1.2kw Optional Applicable Gas: LPG/NG/TG Package Gross Weight:12.7Kg Net Weight:11.51Kg Packing Dimensions(HxWxD): 635 x570x180mm</p>	3000
72	四眼电陶炉 (微晶面板)	YD-ZWC43H			<p>Specification Panel material: Microcrystal 4 Ceramic Hob 9 level digital power display 1-180 minute timing setting Touch panel operation Heating over temperature protection Electric Power:2.3+2.0+1.2+1.2kw Package Gross Weight:11.5Kg Net Weight:10Kg Packing Dimensions(HxWxD): 980x485x130mm</p>	3000
73	四陶两磁炉 (微晶面板)	YD-800AC			<p>Specification: Panel material: Microcrystal Ceramic Hob + 2 Induction Hob 9 level digital power display 1-180 minute timing setting Touch panel operation Heating over temperature protection Electric Power:3x1.8+3x1.2kw Package Gross Weight:15.3Kg Net Weight:14Kg Packing Dimensions(HxWxD): 910 x580x135mm</p>	5000
74	六眼电陶炉 (微晶面板)	YD-800AE			<p>Specification: Panel material: Microcrystal Ceramic Hob 9 level digital power display 1-180 minute timing setting Touch panel operation Heating over temperature protection Electric Power:Electric Power:6x1.5kw Package Gross Weight:15.3Kg Net Weight:14Kg Packing Dimensions(HxWxD): 825 x580x140mm</p>	4000


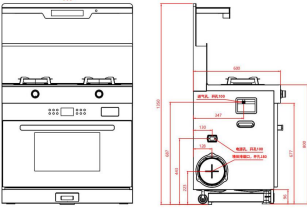

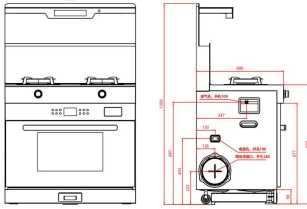

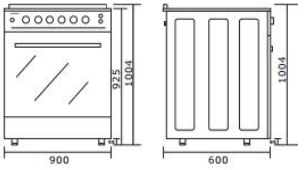

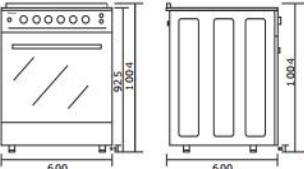

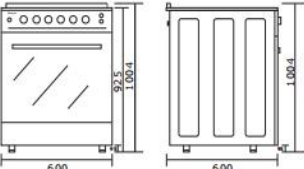
75	四眼电陶炉 (微晶面板)	YD-ZW800K			<p>Specification: Panel material: Microcrystal Ceramic Hob level digital power display 1-180 minute timing setting Touch panel operation Heating over temperature protection Electric Power:Electric Power:Electric Power:2x1.8+2x1.2kw Package Gross Weight:9.5Kg Net Weight:8Kg Packing Dimensions (HxWxD): 650 x580x145mm</p>	2300
76	四眼电磁炉 (微晶面板)	YD-60ZW434EH			<p>Specification: Panel material: Microcrystal Induction Hob level digital power display 1-180 minute timing setting Touch panel operation Heating over temperature protection Electric Power:Electric Power:Electric Power:2x1.8+2x1.2kw Package Gross Weight:9.5Kg Net Weight:8Kg Packing Dimensions (HxWxD): 650 x580x145mm</p>	2400
77	双眼电陶炉横款 (微晶面板)	YD-ZW222			<p>Specification: Panel material: Microcrystal Ceramic Hob level digital power display 1-180 minute timing setting Touch panel operation Heating over temperature protection Electric Power:Electric Power:Electric Power:2x2.0kw Package Gross Weight:7.5Kg Net Weight:7Kg Packing Dimensions (HxWxD): 740 x470x135mm</p>	1500
78	双眼电磁炉横款 (微晶面板)	YD-70ZW222EH			<p>Specification: Panel material: Microcrystal Induction Hob level digital power display 1-180 minute timing setting Touch panel operation Heating over temperature protection Electric Power:Electric Power:Electric Power:2x2.0kw Package Gross Weight:7.5Kg Net Weight:7Kg Packing Dimensions (HxWxD): 740 x470x135mm</p>	1500


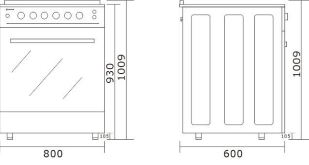

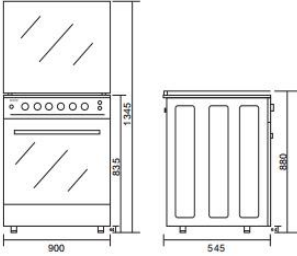

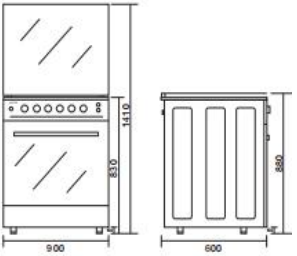

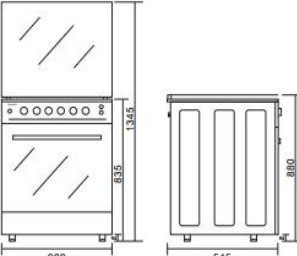
79	双眼电陶炉竖款(微晶面板)	YD-ZW400E			<p>Specification:</p> <ul style="list-style-type: none"> Panel material: Microcrystal Ceramic Hob Level digital power display 1-180 minute timing setting Touch panel operation Heating over temperature protection Electric Power:Electric Power:1.8+1.2kw Package Gross Weight:4.8Kg Net Weight:4 Kg Packing Dimensions(HxWxD): 390 x600x150mm 	2 9 1100
80	双眼电磁炉竖款(微晶面板)	YD-ZW400D			<p>Specification:</p> <ul style="list-style-type: none"> Panel material: Microcrystal Induction Hob Level digital power display 1-180 minute timing setting Touch panel operation Heating over temperature protection Electric Power:Electric Power:1.8+1.2kw Package Gross Weight:4.8Kg Net Weight:4 Kg Packing Dimensions(HxWxD): 390 x600x150mm 	2 9 1100
81	单眼电陶炉(微晶面板)	YD-ZW200BE			<p>Specification:</p> <ul style="list-style-type: none"> Panel material: Microcrystal Ceramic Hob Level digital power display 1-180 minute timing setting Touch panel operation Heating over temperature protection Electric Power:Electric Power:1.8+1.2kw Package Gross Weight:3 Kg Net Weight:2.5 Kg Packing Dimensions(HxWxD): 340 x420x135mm 	1 9 500
82	嵌入式蒸烤一体机	VTAK90-865-S0			<p>Specification</p> <ul style="list-style-type: none"> Function Options:8 Capacity:65L Power:2800W 1-180 minute timing setting Oven temperature range:50-250°C Steam temperature range:30-100°C Intelligent water control Prevent dry burning Package Gross Weight:39Kg Net Weight:35Kg Packing Dimensions(HxWxD): 680 x960x500mm 	4360





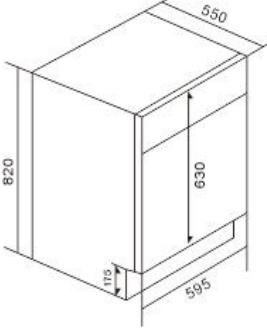
83	嵌入式蒸烤一体机 (左蒸右烤)	预售款 VTAK90-67-S0			<p>Specification Function Options:12 Capacity:Oven 30L;Steam 37L Power:2600W 1-180 minute timing setting Oven temperature range:70-200°C Steam temperature range:38-120°C Intelligent water control Prevent dry burning Package Gross Weight:39Kg Net Weight:36Kg Packing Dimensions(HxWxD): 680 x960x500mm</p>	5380
84	嵌入式蒸烤一体机	VTAK500-12D-S0			<p>Specification Function Options:12 Capacity:80L Power:3100W 60 minute timing setting Oven temperature range:50-250°C Steam temperature range:50-100°C Cooling fan LCD digital display touch control Standard Accessory Oven rack 1 PC,Bake pan 1 Turnspit 1 PC,Rack supporter 2 PC PCPackage Gross Weight:36Kg Net Weight:31Kg Packing Dimensions(HxWxD): 690x655x655mm</p>	5800
85	气电两用烤箱	VTAK500-3GE (Gas & Electric)			<p>Specification Function Options:3 Capacity:56L Power:2000W 120 minute timing setting Oven temperature range:130-250°C Up: Electrical heating Down: Gas heating Oven lighting Standard Accessory Oven rack 1 PC,Bake pan 1 PC Turnspit 1 PC Package Gross Weight:30Kg Net Weight:28Kg Packing Dimensions(HxWxD): 635x570x640mm</p>	2900
86	9功能触控嵌入式烤箱	VTAK500-9TS			<p>Specification Function Options:9 Capacity:70L Power:3000W 90 minute timing setting Oven temperature range :50-230°C Cooling fan Oven lighting digital display touch control Standard Accessory Oven rack 1 PC,Bake pan 1 PC Turnspit 1 PC,Rack supporter 2 PC Package Gross Weight:43Kg Net Weight:40Kg Packing Dimensions(HxWxD): 670x660x660mm</p>	3400


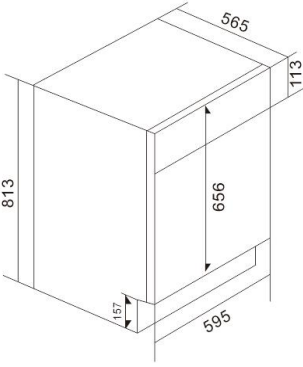

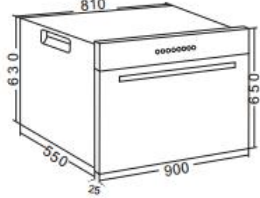

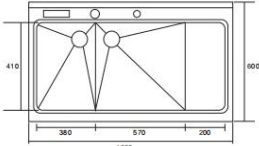


87	9功能触控嵌入式烤箱	VTAK500-9TB			<p>Specification Function Options:9 Capacity:70L Power:3000W 90 minute timing setting temperature range :50-230°C Cooling fan Oven lighting digital display touch control Standard Accessory Oven rack 1 PC,Bake pan 1 PC Turnspit 1 PC,Rack supporter 2 PC Package Gross Weight:43Kg Net Weight:40Kg Packing Dimensions(HxWxD): 670x660x660mm</p>	3400
88	9功能嵌入式烤箱	VTAK60-6M-TDS			<p>Specification Function Options:6 Capacity:57L Power:2300W 120 minute timing setting temperature range :50-250°C Cooling fan Oven lighting Mechanical knob Standard Accessory Oven rack 1 PC,Bake pan 1 PC Package Gross Weight:34Kg Net Weight:31Kg Packing Dimensions(HxWxD): 660x650x660mm</p>	2560
89	6功能嵌入式烤箱	VTAK60-5M-603S			<p>Specification Function Options:6 Capacity:57L Power:2300W 120 minute timing setting temperature range :50-250°C Cooling fan Oven lighting Mechanical knob Standard Accessory Oven rack 1 PC,Bake pan 1 PC Package Gross Weight:34Kg Net Weight:31Kg Packing Dimensions(HxWxD): 660x650x580mm</p>	2100
90	6功能嵌入式烤箱	VTAK60-5M-00			<p>Specification Function Options:6 Capacity:57L Power:2300W 120 minute timing setting temperature range :50-250°C Cooling fan Oven lighting Mechanical knob Standard Accessory Oven rack 1 PC,Bake pan 1 PC Package Gross Weight:34Kg Net Weight:31Kg Packing Dimensions(HxWxD): 660x650x580mm</p>	2000





91	5功能嵌入式烤箱	VTAK60-5M-603B			<p>Specification Function Options:6 Capacity:57L Power:2300W 120 minute timing setting temperature range :50-250°C Cooling fan Oven lighting Mechanical knob Standard Accessory Oven rack 1 PC,Bake pan 1 PC Package Gross Weight:31Kg Net Weight:29Kg Packing Dimensions(HxWxD): 575x635x640mm</p>	1900
92	4功能嵌入式烤箱	VTAK60-4M-BC			<p>Specification Function Options:4 Capacity:57L Power:2300W 120 minute timing setting temperature range :50-250°C Cooling fan Oven lighting Mechanical knob Standard Accessory Oven rack 1 PC,Bake pan 1 PC Package Gross Weight:29Kg Net Weight:25Kg Packing Dimensions(HxWxD): 665x660x580mm</p>	1700
93	嵌入式电蒸箱	VT-SK1R51A (中文按键)			<p>Specification Function Options:8 Capacity:35L Power:1750W 1-180 minute timing setting Water tank:1.3L Steam temperature range:50-100°C Intelligent water control Prevent dry burning Package Gross Weight:27Kg Net Weight:25Kg Packing Dimensions(HxWxD): 575 x670x520mm</p>	3300
94	暖碟机	WD-T-318			<p>Specification Function Options:3 Capacity:18L±10% Power:1000W Timer Range: 1-4 hours Max. 85°C to keep dishes warm Max Load:20kg Touch buttons Package Gross Weight:20Kg Net Weight:17Kg Packing Dimensions(HxWxD): 650x650x240mm</p>	3360





95	集成灶 (蒸烤 消一 体, 中 文按 键)	6141B	 <p>6141B</p>		<p>Multifunctional integrated stove +Range hood +Gas stove +Oven +Steamer box +Disinfection cabinet</p>	9600
96	集成灶0 (消毒 柜, 中 文按 键)	6040A	 <p>6040A</p>		<p>Multifunctional integrated stove +Range hood +Gas stove +Disinfection cabinet</p>	6760
97	连体烤 箱灶	YD-G5S1			<p>Specification Panel material: 304 Stainless steel 5 Gas Burner Furnace frame material: cast iron Oven Capacity:120L Gas heating oven(Up & Down) Burner Firepower: 5.0+2.5+1.3+1.3+1.0 kw Optional Applicable Gas: LPG/NG/TG Package Gross Weight:73K Net Weight:70Kg Packing Dimensions (HxWxD): 870 x930x690mm</p>	7960
98	四头连 体烤箱 灶(进 口铜炉 头 带熄火 保护+气 烤箱)	YD-G4S1 (Gas oven)			<p>Specification Panel material: 304 Stainless steel 4 Gas Burner Furnace frame material: cast iron Oven Capacity:80L Gas heating oven(Up & Down) Burner Firepower: 5.0+2.5+1.3+1.3+1.0 kw Optional Applicable Gas: LPG/NG/TG Package Gross Weight:45Kg Net Weight:43Kg Packing Dimensions (HxWxD): 880x655x690mm</p>	5400
99	四头连 体烤箱 灶(进 口铜炉 头 带熄火 保护+电 烤箱)	YD- G4SE1 (Electric oven)			<p>Specification Panel material: 304 Stainless steel 4 Gas Burner Furnace frame material: cast iron Oven Capacity:80L Electric heating oven(Up & Down) Burner Firepower: 5.0+2.5+1.3+1.3+1.0 kw Optional Applicable Gas: LPG/NG/TG Package Gross Weight:45Kg Net Weight:43Kg Packing Dimensions (HxWxD): 880x655x690mm</p>	5400

100	五陶连 体全电 烤箱	E5S1			<p>Specification</p> <p>Panel material: Microcrystal 5 Ceramic Hob 6 level digital power display Oven Capacity:100L Electric heating oven(Up & Down) Hob power:1x2500W, 4x1200W Oven power:1000W+1500W Thermal circulation fan Optional Applicable Gas: LPG/NG/TG Package Gross Weight:53Kg Net Weight:51Kg Packing Dimensions (HxWxD): 870x834x690mm</p>	9760
101	六气连 体烤箱	YD-906S			<p>Specification:</p> <p>Panel material: 430 Stainless steel 6 Gas Burner Furnace frame material: cast iron Oven Capacity:95L Gas heating oven(Up & Down) Burner Firepower: 3. 2+2. 4+1. 5+1. 5+0. 8 kw Optional Applicable Gas: LPG/NG/TG Package Gross Weight:53Kg Net Weight:48Kg Packing Dimensions (HxWxD): 890x950x605mm</p>	3800
102	四气两 电连体 烤箱	YD-906E			<p>Specification</p> <p>Panel material: 430 Stainless steel 4 Gas Burner & 2 Electric hot plate Furnace frame material: cast iron Oven Capacity:96L Gas heating oven(Up & Down) Gas Burner:2. 4+2. 4+1. 5+1. 5kw Optional Applicable Gas: LPG/NG/TG Package Gross Weight:66Kg Net Weight:62Kg Packing Dimensions (HxWxD): 865x950x675mm</p>	4200
103	五气连 体烤箱	YD-905S			<p>Specification:</p> <p>Panel material: 430 Stainless steel 5 Gas Burner Furnace frame material: cast iron Oven Capacity:95L Gas heating oven(Up & Down) Burner Firepower: 3. 2+2. 4+1. 5+1. 5+0. 8 kw Optional Applicable Gas: LPG/NG/TG Package Gross Weight:53Kg Net Weight:48Kg Packing Dimensions (HxWxD): 890x950x605mm</p>	3600

112	嵌入式 抽屉式 洗碗机	YD-WQP8-QC			<p>Specification Liner material: 304 stainless steel Control method: touch control Water consumption: 9L Rated water pressure: 0.1-1.00MPa 8 place settings Rated power: 1700W Washing method: High temperature spray Drying method: Residual air drying Package Gross Weight: 36Kg Net Weight: 33Kg Packing Dimensions (HxWxD): 625x495x595mm</p>	5200
113	台式洗 碗机	YD-WHT1		<p>Specification <u>Independent desktop</u> <u>Control method: touch control</u> <u>6 place settings</u> <u>Simple electronic control</u> <u>4 washing programs+Soak function</u> <u>Rated power: 850W</u> <u>Washing method: High temperature spray</u> <u>Product size: D413xW445xH450mm</u></p> <p>Package <u>Gross Weight: 16Kg</u> <u>Net Weight: 13 Kg</u> <u>Packing Dimensions(HxWxD):</u> <u>540x470x530mm</u></p>	<p>Specification Independent desktop Control method: touch control 6 place settings Simple electronic control 4 washing programs+Soak function Rated power: 850W Washing method: High temperature spray Product size: D413xW445xH450mm Package Gross Weight: 16Kg Net Weight: 13Kg Packing Dimensions (HxWxD): 540x470x530mm</p>	2760
114	独立式 洗碗机	YD-WH601BH			<p>Specification Freestanding Control method: Touch 12 place settings Simple electronic control 6 washing programs+Soak function Half load is optional Flow heating element Drying method: Hot air drying Package Gross Weight: 44.5Kg Net Weight: 39Kg Packing Dimensions (HxWxD): 880x655x660mm</p>	4800
115	全嵌洗 碗机 (600)	YD-WH9348A			<p>Specification Semi built in design Control method: Mechanical buttons 12 place settings Simple electronic control 6 washing programs+Soak function Half load is optional Flow heating element Drying method: Residual air drying Package Gross Weight: 43Kg Net Weight: 37Kg Packing Dimensions (HxWxD): 884x635x630mm</p>	5200

116	半嵌洗碗机	YD-WH9350A			<p>Specification</p> <ul style="list-style-type: none"> Semi-integrated Control method: Mechanical buttons 12 place settings Simple electronic control 6 washing programs+Soak function Half load is optional Flow heating element Drying method: Residual air drying <p>Package</p> <ul style="list-style-type: none"> Gross Weight:43Kg Net Weight:37Kg Dimensions (HxWxD): 884x635x630mm 	4900
117	嵌入式洗碗机	WQP8-Q5			<p>Specification</p> <ul style="list-style-type: none"> 304 stainless steel Sink 8 place settings Water consumption: 9.3L Rated water pressure: 0.03-1.0MPa Dishwasher heating temperature 70 °C Rated power: 2000W High temperature spray Intelligent drying and disinfection <p>Package</p> <ul style="list-style-type: none"> Gross Weight:47Kg Net Weight:41.5Kg Packing Dimensions (HxWxD): 775x1075x620mm 	6760
118	水槽集成洗碗机 (不含净水器)	WQP8-Q601		 	<p>Specification</p> <ul style="list-style-type: none"> 304 stainless steel Sink 8 place settings Water consumption: 9.3L Rated water pressure: 0.1-0.4MPa Dishwasher heating temperature 75 °C Rated power: 1100-1200W High temperature spray Intelligent drying and disinfection <p>Package</p> <ul style="list-style-type: none"> Gross Weight:47Kg Net Weight:41.5Kg Packing Dimensions (HxWxD): 645x645x884mm 	11160
119	台面嵌入式洗碗机	WQP600-08		<p>Specification</p> <ul style="list-style-type: none"> 304 stainless steel Sink 8 place settings Water consumption: 9-34L Dishwasher heating temperature 70 °C Rated water pressure: 0.03-1.0MPa Rated power: 1800W High temperature spray Intelligent drying and disinfection <p>Package</p> <ul style="list-style-type: none"> Gross Weight:34Kg Net Weight:30.5Kg Product size: W712 *D510 *H550mm Built-in size: W635 xD430 *H545mm Packing Dimensions (HxWxD): 660x795x580mm 	<p>Specification</p> <ul style="list-style-type: none"> 304 stainless steel Sink 8 place settings Water consumption: 9.34L Rated water pressure: 0.03-1.0MPa Dishwasher heating temperature 70 °C Rated power: 1800W High temperature spray Intelligent drying and disinfection <p>Package</p> <ul style="list-style-type: none"> Gross Weight:34Kg Net Weight:30.5Kg Packing Dimensions (HxWxD): 660x795x580mm 	6560


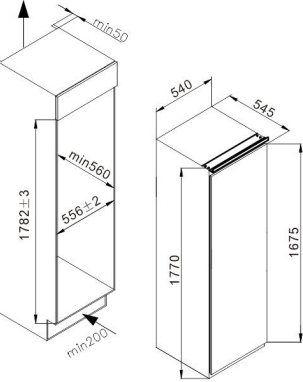
120	水槽洗碗机 (三槽)	WQP6-03		<p>Specification</p> <p>304 stainless steel Sink</p> <p>6 place settings</p> <p>Water consumption: 9-12L</p> <p>Dishwasher heating temperature 75 °C</p> <p>Rated water pressure: 0.04-1.0MPa</p> <p>Rated power: 1980W</p> <p>High temperature spray</p> <p>Intelligent drying and disinfection</p> <p>Package</p> <p>Gross Weight:49.8Kg</p> <p>Net Weight:35Kg</p> <p>Built-in size: W1070 xD465mm</p> <p>Product size:W1110*D500*H610mm</p> <p>Packing Dimensions(HxWxD):</p> <p>1110x500x630mm</p>	<p>Specification</p> <p>304 stainless steel Sink</p> <p>6 place settings</p> <p>Water consumption: 9-12L</p> <p>Dishwasher heating temperature 75 °C</p> <p>Rated water pressure: 0.04-1.0MPa</p> <p>Rated power: 1980W</p> <p>High temperature spray</p> <p>Intelligent drying and disinfection</p> <p>Package</p> <p>Gross Weight:49.8Kg</p> <p>Net Weight:35Kg</p> <p>Built-in size: W1070 xD465mm</p> <p>Product size:W1110*D500*H610mm</p> <p>Packing Dimensions (HxWxD):</p> <p>1110x500x630mm</p>	11160
121	水槽洗碗机 (双槽)	WQP6-02		<p>Specification</p> <p>304 stainless steel Sink</p> <p>6 place settings</p> <p>Water consumption: 9-34L</p> <p>Dishwasher heating temperature 75 °C</p> <p>Rated water pressure: 0.04-1.0MPa</p> <p>Rated power: 1980W</p> <p>High temperature spray</p> <p>Intelligent drying and disinfection</p> <p>Package</p> <p>Gross Weight:43.9Kg</p> <p>Net Weight:30.5Kg</p> <p>Product size:W910*D500*H610mm</p> <p>Built-in size: W865 xD465mm</p> <p>Packing Dimensions(HxWxD):</p> <p>1110x500x630mm</p>	<p>Specification</p> <p>304 stainless steel Sink</p> <p>6 place settings</p> <p>Water consumption: 9. 34L</p> <p>Dishwasher heating temperature 75 °C</p> <p>Rated water pressure: 0.04-1.0MPa</p> <p>Rated power: 1980W</p> <p>High temperature spray</p> <p>Intelligent drying and disinfection</p> <p>Package</p> <p>Gross Weight:43.9Kg</p> <p>Net Weight:30.5Kg</p> <p>Built-in size: W865 xD465mm</p> <p>Product size:W910*D500*H610mm</p> <p>Packing Dimensions (HxWxD): 1110x500x630mm</p>	8760
122	衣物护理机	ATHL-BA			<p>Specification</p> <p>Glass mirror door panel</p> <p>Rated voltage: 220V~</p> <p>Rated frequency: 50Hz</p> <p>Rated power: 1100W</p> <p>Waterproof level: IPX1</p> <p>Refrigerant/Capacity: R134a/145g</p> <p>Heating method: PTC</p> <p>WIFI intelligent control</p> <p>Gross weight:90kg</p> <p>Packing Dimensions (WxDxH):</p> <p>675x600x1930</p>	15960


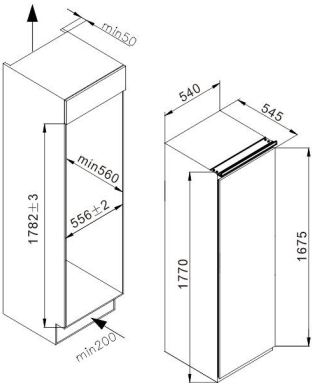

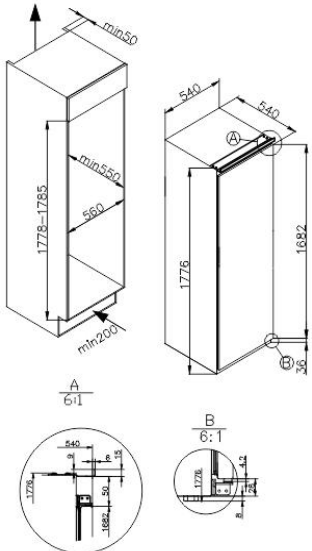

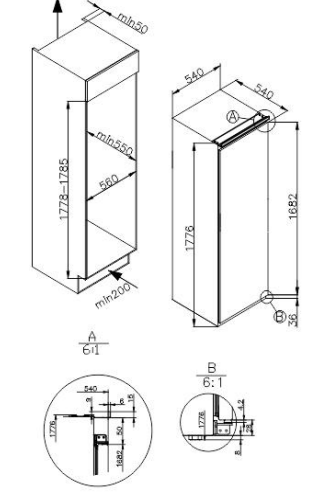
123	10KG带烘干滚筒洗衣机	10WD13F		<p>Specification</p> <p>Door opening method: front door opening</p> <p>Automated procedures</p> <p>Automatic drying</p> <p>Inner barrel material : Stainless Steel</p> <p>Body material: Steel with powder painting</p> <p>Drainage method: upper drainage</p> <p>Number of washing programs: 16</p> <p>Max. Input Power(W): 1800</p> <p>Spin power (W): 500</p> <p>Wash power (W): 150</p> <p>Variable Spin speed: 1200rpm</p> <p>Dewatering capacity KG: 10</p> <p>Water Temperature: Cold/20/40/60/80°C</p> <p>Water pressure (MPa): 0.03-0.85 mpa</p> <p>Washing Efficiency Index: 1.03</p> <p>Drum Volume(L): 63</p> <p>Motor type: BLDC Motor(Inverter)</p> <p>Package</p> <p>Gross Weight: 62Kg</p> <p>Net Weight: 57Kg</p> <p>Product dimention (HxWxD):</p> <p>845x608x598mm</p>	<p>Specification</p> <p>Door opening method: front door opening</p> <p>Automated procedures</p> <p>Automatic drying</p> <p>Inner barrel material : Stainless Steel</p> <p>Body material: Steel with powder painting</p> <p>Drainage method: upper drainage</p> <p>Number of washing programs: 16</p> <p>Max. Input Power (W): 1800</p> <p>Spin power (W): 500</p> <p>Variable Spin speed: 1200rpm</p> <p>Dewatering capacity KG: 10</p> <p>Water Temperature: Cold/20/40/60/80°C</p> <p>Water pressure (MPa): 0.03-0.85 mpa</p> <p>Washing Efficiency Index: 1.03</p> <p>Drum Volume (L): 63</p> <p>Motor type: BLDC Motor(Inverter)</p> <p>Package</p> <p>Gross Weight: 62Kg</p> <p>Net Weight: 57Kg</p> <p>Product dimention (HxWxD):</p> <p>845x608x598mm</p> <p>Packing Dimensions (HxWxD):</p> <p>890x655x652mm</p>	4960
124	15KG波轮洗衣机	15DC10F		<p>Specification</p> <p>Door opening method: Top door opening</p> <p>Automated procedures</p> <p>Computer control</p> <p>Inner barrel material : STS</p> <p>Cabinet material : PVC</p> <p>Drainage method: upper drainage</p> <p>Number of washing programs: 10</p> <p>Rated Heating Input Power: 580W</p> <p>Dewatering capacity KG: 15</p> <p>Voltage frequency: 220-240v/50-60Hz</p> <p>Package</p> <p>Gross Weight: 34Kg</p> <p>Net Weight: 30Kg</p> <p>Packing Dimensions (HxWxD):</p> <p>670x680x1025mm</p>	<p>Specification</p> <p>Door opening method: Top door opening</p> <p>Automated procedures</p> <p>Computer control</p> <p>Inner barrel material : STS</p> <p>Cabinet material : PVC</p> <p>Drainage method: upper drainage</p> <p>Number of washing programs: 10</p> <p>Rated Heating Input Power: 580W</p> <p>Dewatering capacity KG: 15</p> <p>Voltage frequency: 220-240v/50-60Hz</p> <p>Package</p> <p>Gross Weight: 34Kg</p> <p>Net Weight: 30Kg</p> <p>Packing Dimensions (HxWxD):</p> <p>670x680x1025mm</p>	3360
125	垃圾处理器	Garbage disposal			<p>(1) Three-point bayonet mounting system</p> <p>(2) High quality ABS engineering plastic soundproof cover</p> <p>(3) Dishwasher interface</p> <p>(4) Enhanced 30% PA6 anticorrosive milling cavity</p> <p>(5) Patented heightened stainless steel grinding system</p> <p>(6) Cast alloy double-sided rotary cutter head</p> <p>(7) Anticorrosive stainless steel cutter head</p> <p>(8) High performance rubber oil seal</p> <p>(9) Use aerospace grade lubricating oil for life oil bearing</p> <p>(10) High torque ultra-quiet permanent magnet motor</p> <p>(11) Protection reset switch</p> <p>(12) Built-in air switch</p>	1300


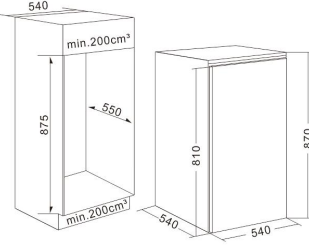

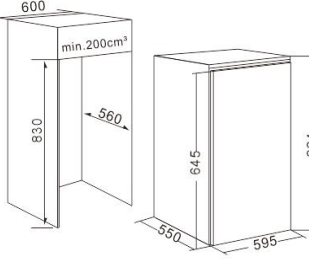

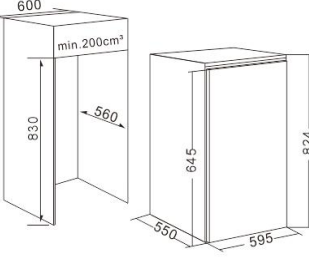

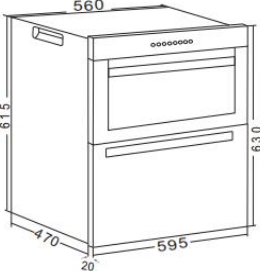
126	双门带饮水机冰箱	573SDW		Package Gross Weight:90Kg Net Weight:80Kg Product Dimensions(HxWxD): 1770x905x660mm Packing Dimensions(HxWxD): 1850x965x710mm	Specification Fixed frequency refrigeration Built in drinking water tank Energy Consumption of E16 : 0.525kW.h/24h Energy Consumption of E32 : 1.15kW.h/24h Insulation blowing gas : cyclopentane Rated voltage/frequency:220-240v/50-60hz Refrigerant/Amount:R600a/90g Double pumping Rated Current (A):1.4 Defrost Power (W):230 Max.LED Lamp Input (W):3 Climate class:SN/N/ST Total Storage Volume:573L Food Freezer Compartment:206L Two star section:3L Fresh-Food Storage:367L Freezing capacity (kg/24h):12 Package Gross Weight:90Kg Net Weight:80Kg Product Dimensions (HxWxD): 1770x905x660mm Packing Dimensions (HxWxD): 1850x965x710mm	6400
127	双门冰箱 (银色)	432WD		Package Gross Weight:90Kg Net Weight:80Kg Product Dimensions (HxWxD): 1770x905x595mm Packing Dimensions (HxWxD): 1850x970x625mm	Specification Fixed frequency refrigeration LED touch adjustment display Energy Consumption of E16 : 0.525kW.h/24h Energy Consumption of E32 : 1.245kW.h/24h Insulation blowing gas : cyclopentane Rated voltage/frequency:220-240v/50-60hz Refrigerant/Amount:R600a/75g Double pumping Rated Current (A):1.1 Defrost Power (W):210 Max.LED Lamp Input (W):3 Climate class:SN/N/ST/T Total Storage Volume:432L Food Freezer Compartment:165L Two star section:3L Fresh-Food Storage:267L Freezing capacity (kg/24h):12 Package Gross Weight:90Kg Net Weight:80Kg Dimensions (HxWxD): 1770x905x595mm Packing Dimensions (HxWxD): 1850x970x625mm	5800




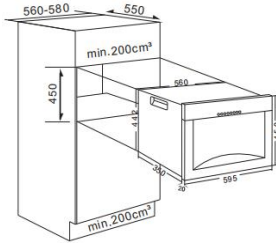

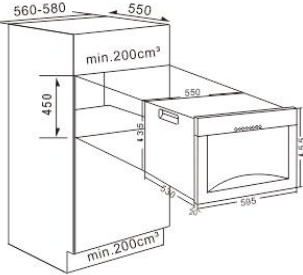

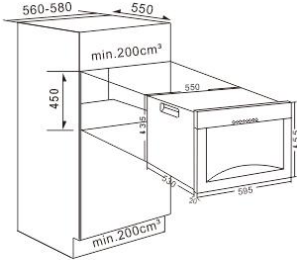
128	双门带 饮水机 冰箱	573WYY		Package Gross Weight:90Kg Net Weight:80Kg Product Dimensions (HxWxD) : 1780x911x636mm Packing Dimensions (HxWxD) : 1845x980x780mm	Specification Fixed frequency refrigeration Built in drinking water tank Energy Consumption of E16 : 0.525kW.h/24h Energy Consumption of E32 : 1.15kW.h/24h Insulation blowing gas : cyclopentane Rated voltage/frequency:220- 240v/50-60hz Refrigerant/Amount:R600a/90g Double pumping Rated Current (A) :1.4 Defrost Power (W) :230 Max. LED Lamp Input (W) :3 Climate class:SN/N/ST Total Storage Volume:573L Food Freezer Compartment:206L Two star section:3L Fresh-Food Storage:367L Freezing capacity (kg/24h) :12 Package Gross Weight:90Kg Net Weight:80Kg Dimensions (HxWxD) : 1780x911x636mm Packing Dimensions (HxWxD) : 1845x980x780mm	6900
129	双门带 制冰冰 箱	606WHI制冰+变频		Package Gross Weight:107Kg Net Weight:97Kg Packing Dimensions (HxWxD) : 1845x968x750mm Packing Dimensions (HxWxD) : 1845x970x750mm	Specification Variable frequency refrigeration Built-in water purification system Automatic water addition for ice making Household large capacity side door European and American fashion styles Light up the luxury life Refrigerant/Amount:R600a/75g Double pumping Rated Current (A) :1.7 Defrost Power (W) :210 Max. LED Lamp Input (W) :3 Climate class:SN/N/ST/T Total Storage Volume:556L Food Freezer Compartment:171L Two star section:13L Fresh-Food Storage:372L Freezing capacity (kg/24h) :12 Package Gross Weight:107Kg Net Weight:97Kg Packing Dimensions (HxWxD) : 1845x968x750mm Packing Dimensions (HxWxD) : 1845x970x750mm	12000


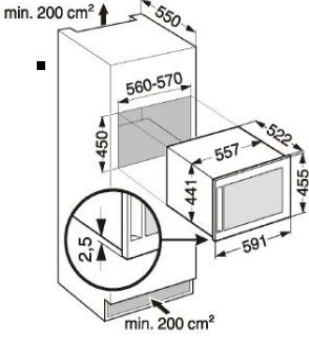

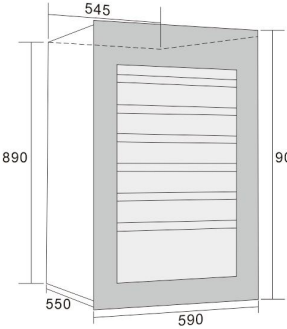


130	双门带制冰冰箱	SBS-600WI制冰+变频		<p>Package Gross Weight:107Kg Net Weight:97Kg Packing Dimensions (HxWxD) : 1845x968x750mm Packing Dimensions (HxWxD) : 1845x970x750mm</p>	<p>Specification Variable frequency refrigeration Built-in water purification system Automatic water addition for ice making Household large capacity side door European and American fashion styles Light up the luxury life Refrigerant/Amount:R600a/75g Double pumping Rated Current (A):1.7 Defrost Power (W):210 Max. LED Lamp Input (W):3 Climate class:SN/N/ST/T Total Storage Volume:556L Food Freezer Compartment:171L Two star section:13L Fresh-Food Storage:372L Freezing capacity (kg/24h):12 Package Gross Weight:107Kg Net Weight:97Kg Packing Dimensions (HxWxD) : 1845x968x750mm Packing Dimensions (HxWxD) : 1845x970x750mm</p>	12000
131	双门带制冰吧台冰箱	BCD-606WHIT	 <p style="text-align: center; color: orange;">Glass Black</p>	<p>Package Gross Weight:103Kg Net Weight:97Kg Product Dimensions (HxWxD) : 1780x911x706mm Packing Dimensions (HxWxD) : 1840x960x750mm</p>	<p>Specification Variable frequency refrigeration Built-in water purification system Automatic water addition for ice making Household large capacity side door European and American fashion styles Light up the luxury life Refrigerant/Amount:R600a/75g Double pumping Rated Current (A):1.7 Defrost Power (W):210 Max. LED Lamp Input (W):3 Climate class:SN/N/ST/T Total Storage Volume:556L Freezer Compartment:171L star section:13L Fresh-Food Storage:372L Freezing capacity (kg/24h):8 Package Gross Weight:103Kg Net Weight:97Kg Product Dimensions (HxWxD) : 1780x911x706mm Packing Dimensions (HxWxD) : 1840x960x750mm</p>	13600
132	嵌入式冰箱 (直冷)	BCD-275-MKQ01			<p>Specification Built-in design-Direct cooling Refrigerator Total Storage Volume: 275L Refrigerator Storage Volume: 205L Refrigerant/Amount:R600a/41g Rated Voltage:220-240V~ Rated Frequency:50-60Hz Climate class:N/ST Rated Current:0.8A Rated Defrost Power:207W Lamp Rated Power:1W Freezing Capacity:3.5kg/24h Energy Consumption:283kWh/y Protection Against Electric Shock:I Foaming Agent:Cyclopentane Package Weight:62Kg Weight:58.3Kg Packing Dimensions (HxWxD) : 1830x575x590mm</p>	6000

133	嵌入式 冰箱3/7 (风 冷)	BCD-275-MKQ00F			<p>Specification Built-in design-Air-cooled Refrigerator Total Storage Volume: 275L Refrigerator Storage Volume: 205L Refrigerant/Amount:R600a/43g Rated Voltage:220-240V~ Rated Frequency:50-60Hz Climate class:SN/N/ST/T Rated Current:0.8A Rated Defrost Power:180W Lamp Rated Power:2W Freezing Capacity:3.5kg/24h Energy Consumption:283kWh/y Protection Against Electric Shock:I Foaming Agent:Cyclopentane Package Gross Weight:62Kg Net Weight:56.5Kg Packing Dimensions(HxWxD): 1840x580x590mm</p>	7200
134	高端嵌 入式冰 箱(风 冷可以 直接落 地)	BCD-286-PRO			<p>Specification Built-in design-Direct cooling Refrigerator Total Storage Volume: 286L Refrigerator Storage Volume: 183L Refrigerant/Amount:R600a/46g Rated Voltage:220-240V~ Rated Frequency:50-60Hz Climate class:SN/N/ST/T Rated Current:1A Rated Defrost Power:120W Lamp Rated Power:2W Freezing Capacity:2.0kg/12h Energy Consumption:361kWh/y Protection Against Electric Shock:I Foaming Agent:Cyclopentane Package Gross Weight:68Kg Net Weight:64Kg Packing Dimensions(HxWxD): 2100x700x657mm</p>	8560
135	内置单 门冰箱 (冷藏/ 风冷)	BCD-34BIA-AC			<p>Specification Built-in design-Air-cooled Refrigerator Total Gross Volume: 316L Refrigerant/Amount:R600a/32g Rated Voltage:220-240V~ Rated Frequency:50-60Hz Climate class:N/SN/ST Rated Current:0.8A Rated Defrost Power:80W Lamp Rated Power:1W Freezing Capacity:3.5kg/24h Power consumption:0.44kWh/24h Protection Against Electric Shock:I Foaming Agent:Cyclopentane Package Gross Weight:62Kg Net Weight:58Kg Packing Dimensions(HxWxD): 1840x580x590mm</p>	10400

136	内置单门冰箱 (冷冻/风冷)	29BIA-AC			<p>Specification Built-in design-Air-cooled Refrigerator Total Storage Volume: 228L Refrigerant/Amount:R600a/98g Rated Voltage:220-240V~ Rated Frequency:50-60Hz Climate class:SN/N/ST Rated Current:0.7A Rated Defrost Power:165W Lamp Rated Power:1W Freezing Capacity:11kg/24h Power consumption:0.44kW·h/24h Protection Against Electric Shock:I Foaming Agent:Cyclopentane Package Weight:60Kg Weight:52Kg Packing Dimensions (HxWxD): 1840x580x590mm</p>	10760 Gross Net
137	内置单门冰箱 (冷藏)	BCD-34BIA			<p>Specification Built-in design-Air-cooled Refrigerator Total Gross Volume: 316L Refrigerant/Amount:R600a/32g Rated Voltage:220-240V~ Rated Frequency:50-60Hz Climate class:N/SN/ST Rated Current:0.8A Rated Defrost Power:80W Lamp Rated Power:1W Freezing Capacity:3.5kg/24h Power consumption:0.44kW·h/24h Protection Against Electric Shock:I Foaming Agent:Cyclopentane Package Gross Weight:62Kg Net Weight:58Kg Packing Dimensions (HxWxD): 1840x580x590mm</p>	7600
138	内置单门冰箱 (冷冻)	29BIA			<p>Specification Built-in design-Air-cooled Refrigerator Total Storage Volume: 228L Refrigerant/Amount:R600a/98g Rated Voltage:220-240V~ Rated Frequency:50-60Hz Climate class:SN/N/ST Rated Current:0.7A Rated Defrost Power:165W Lamp Rated Power:1W Freezing Capacity:11kg/24h Power consumption:0.44kW·h/24h Protection Against Electric Shock:I Foaming Agent:Cyclopentane Package Weight:60Kg Weight:52Kg Packing Dimensions (HxWxD): 1840x580x590mm</p>	7800 Gross Net

139	内置冰箱 (直冷)	RD-118U-CO			<p>Specification Mechanical temperature control Total Storage Volume: 118L Refrigerator Storage Volume: 105L Refrigerant: R600a Rated Voltage: 220-240V~ Rated Frequency: 50-60Hz Climate class: ST Package Weight: 31Kg Net Weight: 29Kg Packing Dimensions (HxWxD): 940x570x560mm</p>	3000 Gross
140	内置冰箱 (冷冻)	130NK (Freeze)			<p>Specification Mechanical temperature control Total Storage Volume: 99L Refrigerator Storage Volume: 95L Refrigerant: R600a Rated Voltage: 220-240V~ Rated Frequency: 50-60Hz Climate class: ST Package Gross Weight: 33Kg Net Weight: 30Kg Packing Dimensions (HxWxD): 850x565x620mm</p>	4360
141	内置冰箱 (冷藏)	130DK (Refrigerate)			<p>Specification Mechanical temperature control Total Storage Volume: 99L Refrigerator Storage Volume: 95L Refrigerant: R600a Rated Voltage: 220-240V~ Rated Frequency: 50-60Hz Climate class: ST Package Gross Weight: 33Kg Net Weight: 30Kg Packing Dimensions (HxWxD): 850x565x620mm</p>	3960
142	嵌入式消毒柜	YD-P12			<p>Specification Touch screen LED display Embedded hidden door handle Capacity: 110 L Disinfection way: *Ultraviolet light/Far infrared ray *High temperature *Ozone Package Gross Weight: 29Kg Net Weight: 27Kg Packing Dimensions (HxWxD): 715x575x640mm</p>	2560

143	嵌入式 消毒柜	YD-90A			<p>Specification</p> <ul style="list-style-type: none"> Touch screen LED display Embedded hidden door handle Capacity: 90 L Disinfection way: <ul style="list-style-type: none"> *Ultraviolet light/Far infrared ray *High temperature *Ozone Package Gross Weight:29Kg Net Weight:27Kg Packing Dimensions (HxWxD): 715x560x650mm 	1300
144	嵌入式 饮水机	YD-DF63-01			<p>Specification</p> <ul style="list-style-type: none"> Touch screen LED display Voltage:220~240V Frequency:50HZ/60HZ Rated water output 63L/h Working principle: reverse osmosis Filter element group: 3 Power:3350W Package Gross Weight:29Kg Net Weight:25Kg Packing Dimensions (HxWxD): 540x670x460mm 	10160
145	嵌入式 咖啡机	YD-CM05-SS			<p>Category: Built-in Coffee Machine</p> <p>Material: S.S</p> <p>Measurement:595MM</p> <p>Specification</p> <ul style="list-style-type: none"> Switch:Touch screen Voltage:220~240V Frequency:50HZ/60HZ Water-tank Capacity:2000 ml Bean-tank Capacity:250 g Max system pressure:15bar ULKA Pump from Italy Power:1250W-1500W Bulid-in Depth:53 cm Product size (W*H*D):595*455*550mm Package N. W/G. W:21/25kg Packing size:660*660*560mm Loading qty:20' -200, 40' -419pcs, 40' HQ-503 	13600
146	嵌入式 咖啡机	YD-CM05-B			<p>Category: Built-in Coffee Machine</p> <p>Material: S.S</p> <p>Measurement:595MM</p> <p>Specification</p> <ul style="list-style-type: none"> Switch:Touch screen Voltage:220~240V Frequency:50HZ/60HZ Water-tank Capacity:2000 ml Bean-tank Capacity:250 g Max system pressure:15bar ULKA Pump from Italy Power:1250W-1500W Bulid-in Depth:53 cm Product size (W*H*D):595*455*550mm Package N. W/G. W:21/25kg Packing size:660*660*560mm Loading qty:20' -200, 40' -419pcs, 40' HQ-503 	14400

147	嵌入式酒柜	YD-SW-18			<p>Specification Temperature Range :5~ 20°C/41~68°F Electronic touchpad control Seamless stainless steel door frame Black glass door frame Handless door with PUSH PULL system Bottles:18 Circulated fan cooling system R600a Package Gross Weight:25Kg Net Weight:21Kg Unit (W*D*H) (mm) :557X522X455 Pack (W*D*H) (mm) :580X550X480</p>	5000
148	嵌入式酒柜	YD-SW-152			<p>Specification Temperature Range :5~ 22°C/41~71.6 °F Electronic touchpad control Seamless stainless steel door frame Black glass door frame Handless door with PUSH PULL system Bottles:59 Circulated fan cooling system R600a Package Gross Weight:48Kg Net Weight:42Kg Unit (W*D*H) (mm) :590X563X885 Pack (W*D*H) (mm) :650X650X945</p>	6600
149	单门酒柜	YD-600D			<p>Specification The embedded design Bottling: 177 Net volume (L/Cu. Ft.) : 508 Frost- free air-cooled Power supply:220~240v/50 Hz Climate class:N/ST Temperature control range (°C):5~22 Noise (dB) : 39 Structure: a compound of embedded Temperature control: computer control Refrigerant: R600a Wood floor frame / 13 Auto-defrost Package Gross Weight:98Kg Net Weight:90Kg Product size (WxDxH) : 595x680x1800mm Packing size (WxDxH) : 660x780x1850mm</p>	11760 (无现货, 下单先咨询业务)

